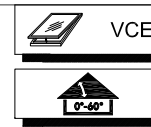
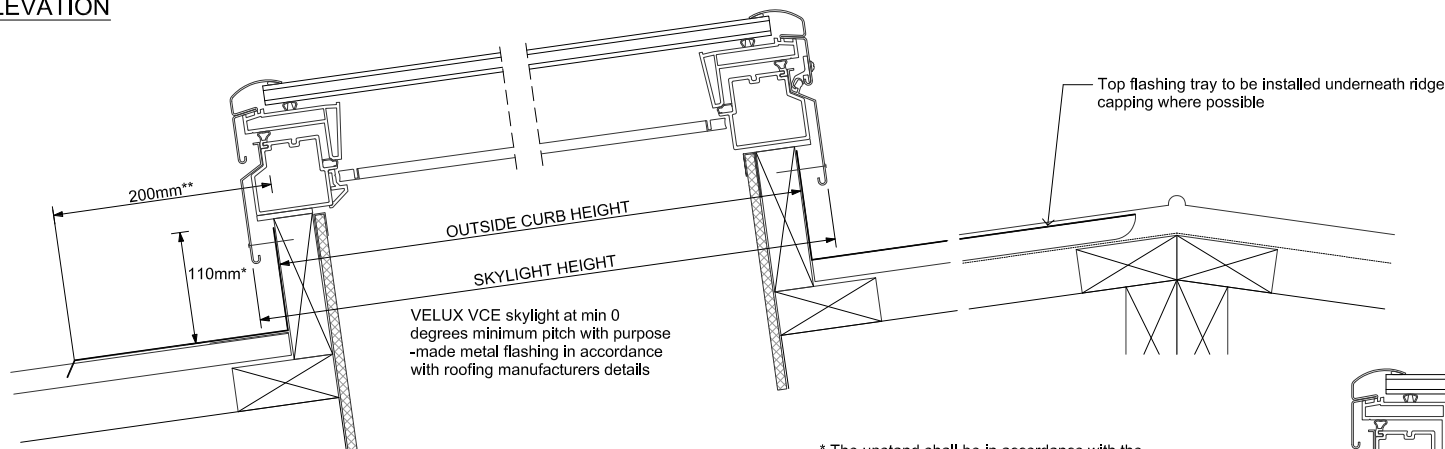


Please note:  
Below 15 degrees:  
- Any condensation that forms on the glass due to high humidity may drip



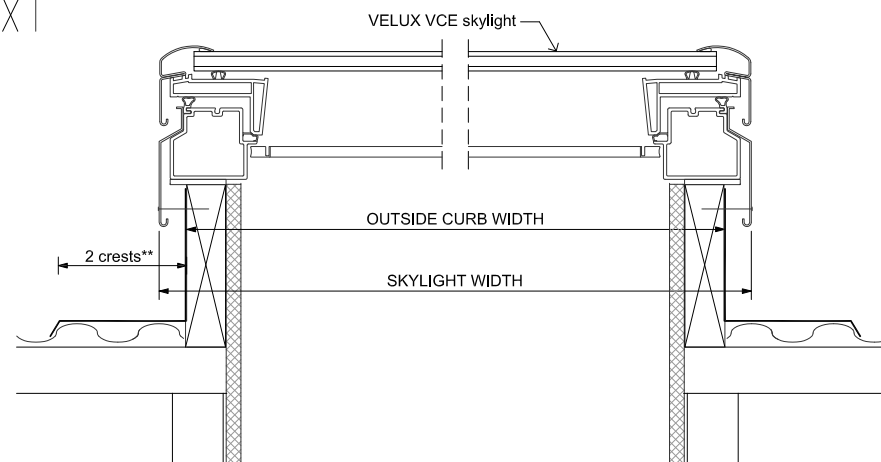
## ELEVATION



## SECTION A-A

\* The upstand shall be in accordance with the minimum requirements as set out in the Approved Document for relevant building code

\*\* All flashings for VCE skylights are to be purpose-made to suit the roofing material, and subject to Approved Document for relevant building code



## SECTION B-B

## PRODUCT DIMENSIONS METRIC UNITS (MILLIMETERS)

SIZE	OUTSIDE CURB WIDTH	MAXIMUM FLASHING WIDTH	SKYLIGHT WIDTH	OUTSIDE CURB HEIGHT	MAXIMUM FLASHING HEIGHT	SKYLIGHT HEIGHT	DAYLIGHT AREA (SQ. M)
2222	648	665	675	648	665	675	0.24
2246	648	665	675	1257	1275	1284	0.55
3030	851	870	878	851	870	878	0.49
4646	1257	1275	1284	1257	1275	1284	1.22

**VELUX**  
Sky-Product Management

AUSTRALIA PTY. LTD  
+612 8565 6000

VCE - Electric Venting Curb Mounted Skylight with Wood Curb  
in Profiled Metal Roof (pitch <15 degrees)

Drawn by	Name	Date
Checked by		June 2014
Drawing No.		June 2014

This drawing is an instrument of service and is provided for informational use only.

© 2014 VELUX GROUP

© VELUX is a registered trademark